

Renault Master

Wheelchair Accessible Vehicle

The Renault Master is efficient, practical and versatile. It also boasts very high levels of active and passive safety.

The wheelchair accessible Renault Master from Versa builds on these features and guarantees all the continuous safety and practicality you'd expect and more. Our conversion ensures the driving experience for all passengers is enjoyable, with the interior finished to a high quality throughout and many handy features to take advantage of.



Nationwide
Service



High Quality
Conversions



Friendly and
Experienced Team



Customer
Aftercare

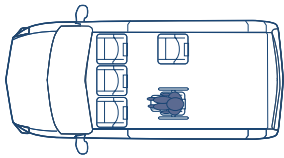
Mobility experts you can trust

Renault Master WAV

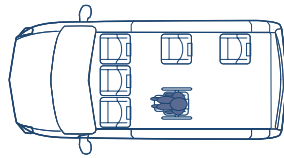
The wheelchair accessible Renault Master is the largest in the Versa range. It can accommodate the wheelchair user and up to seven seated passengers (including the driver); there is also the option of up to nine seated passengers when the wheelchair user isn't travelling. If more space is required, or additional wheelchair positions, it is possible to select a medium wheelbase (MWB) or long wheelbase (LWB) version. Wheelchair access is via an electric tail lift to the rear of the vehicle, which can be substituted for a manual ramp if preferred. Available in manual or automatic transmission.

Features include Bluetooth, AUX and USB connectivity, DAB radio, power and heated door mirrors with electric front windows and electronic (speed sensitive) power steering.

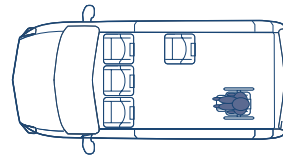
Vehicle Layouts



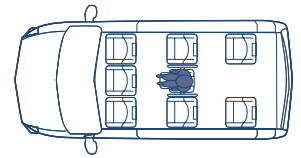
Standard conversion includes one seat in the rear and one wheelchair position.



Popular upgrade is to add one additional rear seat.



Alternative wheelchair position.



Multiple seating option.

The beauty of the Renault Master is its versatility. The possible variations on how we can configure the seating layout for passengers and wheelchair user(s) is unrivalled. Shown above are just a selection of possible layouts. There are however many alternative variations available which our WAV Advisors would be happy to discuss with you.

Top Features

- Fully flat floor
- Lined, sound-proofed and fully carpeted
- Storage box as standard for restraints
- ALI Panorama tail lift offers good rear visibility and 400kg capacity
- Middle front seat folds when not in use for greater visibility for the wheelchair user
- Fully automatic retractable front and rear restraints as standard
- Height adjustable three point inertia seatbelt for wheelchair user
- Full size rear-seats (with ISOFix points available)
- Fully tracked floor for wheelchair position versatility
- Incredibly spacious and practical
- Metallic paint, front and rear air conditioning and rear heater as standard for Motability customers

Key Statistics

Standard Seating	4 seats + wheelchair
Wheelchair access	Electric tail lift or ramp
Fuel Type	Diesel
Entry height	1,565mm
External height	2,303mm
External length	5,048mm
Standard lift width	747mm
Standard lift length	1,400mm



Call: 0330 108 7348
bristolstreetversa.com